

Picture This Home!™ Kitchen

Suddenly Everything Clicks™

Have you ever seen a fabulous kitchen in a magazine or friend's house and wondered how it would work in your own home? Have you ever wanted to change the layout, style, or color scheme of your kitchen but were put off by the amount of time and research you thought you would have to invest?

Tap into your own creativity with Picture This Home!™ Kitchen.

Picture This Home!™ Kitchen software is like having an interactive, on-screen design magazine—with the power to turn your decorating ideas into photo-quality images and the resources to prepare a realistic budget immediately.

Watch your new kitchen come to life as you choose floor plans and mix and match styles, color schemes, and surface finishes from an extensive library of images.

Autodesk PhotoEDIT™ technology lets you see what your remodeled kitchen will look like BEFORE you start committing to colors and major appliances!

All it takes is the click of the mouse.

Picture This Home!™ Kitchen software combines easy-to-use interactive technology with the photographic quality of your favorite decorating magazines. With an extensive library of finishes, fixtures, and appliances from leading manufacturers with top brands at your fingertips, you can picture your kitchen in hundreds of different ways—and change your selections with a click of the mouse.

And because you have complete freedom to mix and match everything from fixtures to surfaces, your custom design reflects your personal preferences. Picture This Home! Kitchen software is not only the easiest way to remodel your kitchen—it's the most fun!

Decorating and remodeling made easy from the proven software leader.

Picture This Home!™ Kitchen decorating and remodeling software is brought to you by Autodesk—the world's leading supplier of PC design software and multimedia tools.

Look for additional titles in the **Picture This Home!™** series, including *Kitchen*, *Bath*, *Landscape*, and more. Easy-to-use, visually appealing, and endless opportunities to experiment with your ideas!

Features & Benefits

- **Ease of use:** Picture This Home!™ software is so intuitive that no technical manual is required—a friendly guided tour explains it all.
- **See your new kitchen floor plan** in 3D with full-color clarity—and show your designer, architect, contractor, or local design center exactly what you want.
- **Complete and inclusive**—equally appropriate for do-it-yourselfers, design professionals, and contractors.
- **Picture your decorating and design choices** as quickly as a click of the mouse.
- **Mix and match styles**, surface finishes, and color schemes and apply them to a wide choice of floor plans.
- **Compare up to four different designs** simultaneously using vivid split-screen technology.
- **Shop for actual appliances and fixtures** from top brand manufacturers—all from the comfort of your home.
- **Avoid costly surprises!** Picture This Home!™ Kitchen software generates realistic budgets, including labor costs.
- **Print out** all major screens for reference and easy comparison.

Recommended System Requirements


- Pentium®-based PC
- Windows 95 or Windows NT (will not run on earlier versions of Windows)
- 16MB RAM
- 30MB hard disk space (installation)
- 40MB temporary space (to fully decorate scenes)
- Graphics 640x480 resolution and High Color (16 bit)
- 4X CD-ROM drive

Minimum System Requirements

- 486/66 with above configuration
- 640x480 resolution and 256 colors

For Sound and Printing Capabilities

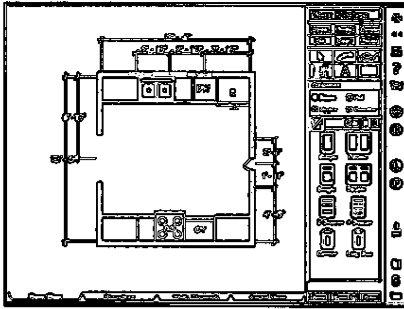
- Sound card and speakers with Windows 95 or Windows NT
- Printer compatible with Windows 95 or Windows NT



Questions?

1-800-215-9742


www.picturethishome.com



3D Plan

How do I create my floor plan?

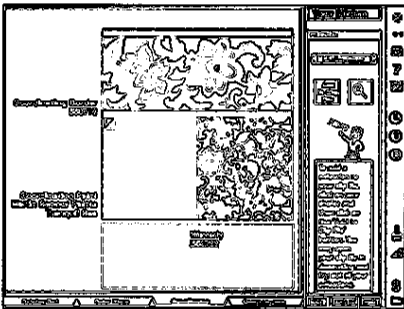
Starting with templates of the five most popular layouts—L-shaped, U-shaped, Island, Open, or Galley—it's easy to size and edit your floor plan or create a truly custom design. Simply pull the appropriate fixtures and appliances from the extensive library of images and place them in your plan, which you can view in either 2D or 3D. And use "Room Browser" to create an elevation view or to walk through the room.



Decorate

How do I see my decorating choices?


Working with magazine-quality photographic images and Autodesk PhotoEDIT™—innovative, photo-based Editing and Design Interactive Technology—you will see your ideas take shape as you create a picture of your kitchen in a Traditional, Contemporary, or Country motif. Now the fun starts! As you get inspired, you can apply color schemes, choose materials, select wallpaper, and change finishes on almost any surface—from stovetop to countertop.



Shop

How do I shop for products?


Browsing from a rich visual and descriptive catalog of real fixtures and appliances from top manufacturers, you will be able to select the exact functions and design features that you want. Save time and energy as you eliminate having to drive from store to store. Experience the luxury of having a multitude of products available to you in one location—your own home! When you're ready to make purchases, we'll even help you find the retail location nearest you.



Budget

How much will my project cost?

Based on your room dimensions and specific product selections, a worksheet automatically generates a budget that includes all major components—appliances, cabinets, and other fixtures—and links them with corresponding labor costs. Getting a realistic total up front helps eliminate costly surprises at the end of the project.



Compare Design Options

Which finished design do I like best?

You have the ability to save your favorite designs to individual files, then compare and contrast up to four different decorating schemes at once, along with their corresponding budget estimates. Print your final choices to share with your family, friends, a design professional, or keep them for future reference.